

# RELANTE™

STANDARD ♦ 3-LAYER CONSTRUCTION

STEEL • INSULATION • STEEL

## Raynor Innovations Series™

THE ULTIMATE IN DESIGN CHOICES

# DURABILITY



Relante Colonial in White with Stockton Colonial Windows



# STYLE

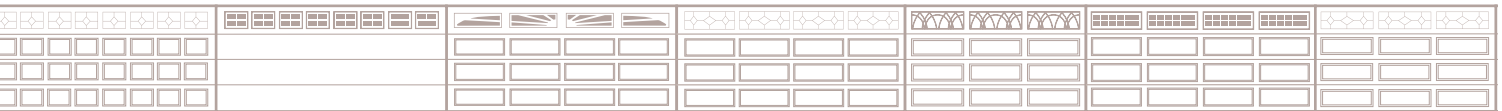
# SAFETY



# Relante™

R E L I A B L E Q U A L I T Y

For reliability, Raynor Relante is the perfect choice. With many of the features and qualities that today's homeowners are looking for, Relante doors offer a great look at a great value. Relante doors are available in 3 standard door designs: colonial, ranch and flush.




## Colors

Standard



White

Optional Upgrades:



Claytone



Almond

Contact your local dealer for availability of additional colors.

## Standard Warranty

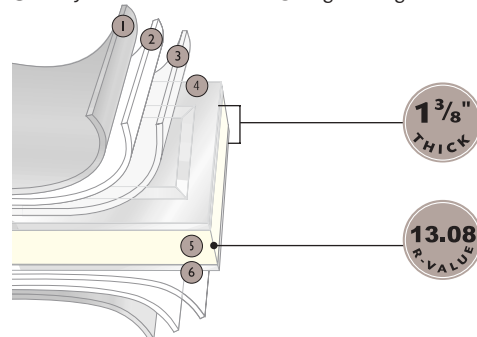
Door Sections: "For As Long As You Own Your Home" against rust

Hardware/Springs: 3-Year

## 1 3/8" Thick Sections

Relante's 1 3/8" thick door sections are made from strong, rust-resistant, 24-gauge embossed galvanized steel and are coated with a baked-on polyester paint finish for long life.

- ① Baked-on finish
- ② Epoxy primer
- ③ Galvanized layer
- ④ High-strength steel
- ⑤ Polyurethane insulation
- ⑥ High-strength steel



# RELANTE™

Visit us at [www.raynor.com](http://www.raynor.com)

# Relante Features

B U I L T T O B E W O R R Y F R E E



Relante Colonial with standard White Interior Finish and Cascade Colonial Snap-In Windows



Insulation, through our innovative process, fills 100% of the door's interior

space. The energy-saving polyurethane core delivers an exceptional 13.08 R-value.

① **Door sections** are constructed from hot-dipped galvanized steel and coated with a baked-on, fade-resistant polyester finish for maximum durability, rust-resistance and color retention.

② **Rollers** with steel wheels and ball bearings provide smooth, quiet operation.



Thermal protection, provided by a continuous thermal break (A), prevents heat loss

and metal-to-metal contact between inside and outside surfaces.

③ **Cable attachments** prevent accidents and injuries. The tamper-resistant counterbalance cable attachment cannot be released while the cable is under tension.

④ **Hinges**, made of high-quality steel, feature an attractive, low-profile design and are powdercoated white to provide maximum protection against rust.

⑤ **Springs** are designed to precisely match each door's weight for proper balance and smooth operation. ⑥



Finger protection is important to today's homeowner. As your door closes, the exclusive

Raynor Finger Protection System™ gently pushes fingers away from section joints.

**Vinyl weatherseal** along the bottom helps keep out wind and rain while an optional perimeter weatherseal creates a seal along the exterior top and sides of the door.

⑦ **Track** is adjustable so that the door always fits tightly against the door opening, preventing energy loss.

⑧ **Openers** provide you with maximum security and convenience.

Find your local Raynor Dealer at [www.raynor.com](http://www.raynor.com)

# Door Designs


ELEVATIONS AND SIZES

## STANDARD


Relante doors come standard with these door designs.




6'0" – 7'0" Height  
5'9" – 6'11" Width




6'0" – 7'0" Height  
7'0" – 10'3" Width



6'0" – 7'0" Height  
10'4" – 13'6" Width




6'0" – 7'0" Height  
13'7" – 19'5" Width




6'0" – 7'0" Height  
19'6" – 20'0" Width




7'6" – 8'0" Height  
5'9" – 6'11" Width




7'6" – 8'0" Height  
7'0" – 10'3" Width



7'6" – 8'0" Height  
10'4" – 13'6" Width



7'6" – 8'0" Height  
13'7" – 19'5" Width




7'6" – 8'0" Height  
19'6" – 20'0" Width


## Ranch




6'0" – 7'0" Height  
7'0" – 10'3" Width




6'0" – 7'0" Height  
10'4" – 13'6" Width



6'0" – 7'0" Height  
13'7" – 19'5" Width




6'0" – 7'0" Height  
19'6" – 20'0" Width




6'0" – 7'0" Height  
6'0" – 20'0" Width




7'6" – 8'0" Height  
7'0" – 10'3" Width




7'6" – 8'0" Height  
10'4" – 13'6" Width



7'6" – 8'0" Height  
13'7" – 19'5" Width



7'6" – 8'0" Height  
19'6" – 20'0" Width



7'6" – 8'0" Height  
6'0" – 20'0" Width

## Flush

# Openers

CONVENIENT AND RELIABLE



Raynor offers a full line of powerful, reliable, garage door openers that provide maximum security and convenience. Choose from 1/3 to 3/4 horsepower chain, belt and screw drive openers that feature advanced electronics and long-lasting performance year in and year out. With the best warranties in the industry, Raynor openers carry warranties varying from lifetime on motor to 1 year on components.

For super-quiet operation, select models featuring the Motor Vibration Isolation System, a revolutionary technology that is trouble-free, year after year. Designed to protect you and your family, safety and security features include the PosiLock™ Security System, adjustable light delay, Protector System® photoelectric eyes, and Safety Signal™ hand-held transmitters.



The in-vehicle universal remote control.  
See your automobile dealer for availability.

For more information on Raynor openers, find the authorized dealer nearest you at [www.raynor.com](http://www.raynor.com) or call 800-4-RAYNOR (472-9667).

# Decorative Windows

THE ULTIMATE IN ELEGANCE










## Dimensions™

Acrylic Leaded & Beveled	Frosted Beveled Glass	Frosted Leaded Glass
 Antique Charcoal Ranch	 Sunrise Colonial	 Diamond Colonial
 Antique Brass Ranch	 Sunrise Ranch	 Diamond Ranch
 Regency Brass Colonial	 Pinnacle Colonial	 Ovals & Diamonds Ranch
 Expressions Brass Colonial	 Pinnacle Ranch	

## Silkscreen Styles

 Sherwood Colonial
 Cathedral Colonial
 Sunburst Ranch

## Snap-In Styles

 Sunburst Colonial	 Sunburst Ranch
 Stockton Colonial	 Stockton Ranch
 Cascade Colonial	 Cascade Ranch
 Sherwood Colonial	 Cathedral Colonial
 Sunray Ranch	

## Clear And Obscure

<u>Clear Glass</u>	
 Colonial	 Ranch
<u>Obscure Glass</u>	
 Colonial	 Ranch

Note: windows are shown in one-car configurations, with the exception of Sunray Ranch.

Find your local Raynor Dealer at [www.raynor.com](http://www.raynor.com)

# Professional Installation

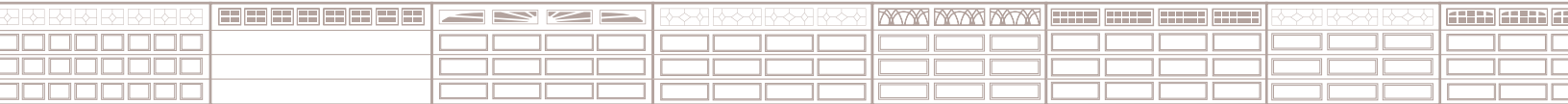
D E P E N D O N Y O U R R A Y N O R D E A L E R



When you select Raynor, you're not just getting a superior garage door—you're also getting professional garage door installation and service expertise.

Every Raynor garage door is installed by a trained Raynor professional. And that means added benefits for you. First, you won't have to deal with it yourself. And because it's done right the first time, your door will deliver performance and reliability from the day it's installed.

Your technician will check your door for everything from safety to performance to appearance. Trust your Raynor garage door to someone who knows it better than anyone else—your professional Raynor Dealer.



1-800-4-RAYNOR (472-9667)

[www.raynor.com](http://www.raynor.com)

Raynor Worldwide • P.O. Box 448, 1101 East River Road • Dixon, IL 61021-0448



This information was as complete and factual as possible at the time it was printed. We do, however, reserve the right to make product changes in specifications and availability without notice. Product colors have been reproduced as well as possible with present commercial printing processes. For absolute accuracy in color matching, use actual product samples.

Features and options may be different in countries other than the United States.